

2020-2021



Welcome to
Ellicott Mills
Middle School!

#EMMS_Pride
#OneMillOneFamily

Welcome

Mrs. Linkous & Mrs. Long

hi



Choose only 1 question to respond to

- **What is the best present you ever received?**
- **If you could make one food appear whenever you wanted, what food would that be?**



Students, write your response!



GETTING READY FOR THE 1ST DAY OF VIRTUAL SCHOOL

What do you think
you might need to
be prepared for
the 1st day of
school virtually?




Students, write your response!

FIRST DAY MUSTS

Limit
Distractions



Gather
Materials



* Recommended -
calculator, colored
pencils, glue, scissors

Schedule
Breaks



Do you have any other ideas on how you can get ready for the first day of school?



Students, write your response!



Pear Deck

Pear Deck Interactive Slide
Do not remove this bar

WHERE TO FIND RESOURCES

hcpss.me

[Ellicott Mills Website](#)

[Ellicott Mills Middle School
Student Resource Course](#) (access
through your Canvas Dashboard)

- **Student Services**
- **Media Center**
(Canvas &
Technology help,
databases, catalog,
ebooks and
audiobooks, etc.)

DIGITAL AGENDA BOOK

On the Grade Level Team
Canvas Page

- Access and time will be provided during Period 3 on Tuesday, September 8th
- Students will be prompted to make a copy
- May use to help organize themselves for this school year.

Notes from the Media Center

Mrs. Christy Batelka, **our EMMS Media Specialist**, is happy to assist you with any technology or media-related questions you have.

You can send her a Canvas message or email her at christina_batelka@hcpss.org.



Media/Tech Office Hours

for Students & Guardians

Thurs., 9/3: 3 - 3:30

Fri., 9/4: 12 - 1

Google Meet Code: EMMS-Media

Mrs. Batelka

Media Specialist

christina_batelka@hcpss.org



You WILL have media orientation and a detailed online database training within the next month!

Do you know how to login into your Canvas Dashboard?



Keep going, I understand

Maybe but I could use a reminder.

I have no idea,



Students, drag the icon!



Canvas Student Tutorial

This is a quick overview of Canvas just so you know all of the things you can do. We will go over all of this again in school.

[Student Orientation Video Part 1](#)
(10:48)

These are 2 quick videos of Canvas just so you know all of the things you can do. We will go over all of this again in school.

[Navigating the Dashboard](#) (4:21)

[Calendar](#) (2:44)

What questions do you have about Canvas, modules, or anything else that was presented so far?



Students, write your response!

Sample EMMS Schedule

Schedule Information						
Per	Term	Section ID	Course	Meet Days	Teacher	Room
Q1						
1	Q1	ART6-PD1-Q1	VA-100-8 - Art	A	Kleinberger, M.	SciLab4
2	S1	SC6-PD2-S1	SC-100-1 - Science I	A	DeLuca, T.	SciLab2
3	S1	LA6-PD3-S1	LA-101-1 - English Language Arts (E	A	Swank, J.	CR03
4	Q1	StuSk6-PD4-Q1	MC-101-8 - 21st Century Learning	A	Rosenstein, D.	CR05
5	FY	Lunch6	6999 - Lunch	A	DeLuca, T.	
Q2						
1	Q2	TECH6-PD1-Q2	CT-100-8 - Technology Education	A	Wood, G.	TechLab
2	S1	SC6-PD2-S1	SC-100-1 - Science I	A	DeLuca, T.	SciLab2
3	S1	LA6-PD3-S1	LA-101-1 - English Language Arts (E	A	Swank, J.	CR03
4	Q2	C6-PD4-Q2	LA-161-8 - Expand & Explore Career	A	Clark, L.	CR04
5	FY	Lunch6	6999 - Lunch	A	DeLuca, T.	
Q3						
1	Q3	HE6-PD1-Q3-S	HE-100-8 - Health	A	Schuh, C.	HlthCR
2	S2	CONCERT CHOIR-6-G2	MU-110-1 - Chorus	A	Freel, C.	CR/B60-A
3	S2	MA6-PD3-S2	MA-101-1 - Mathematics 6	A	Ryals, C.	Port6
4	S2	SO6-PD4-S2-S	SO-100-1 - Geography/World Cultur	A	Sandersen, E.	CR05
5	FY	Lunch6	6999 - Lunch	A	DeLuca, T.	
Q4						
1	Q4	PE6-PD1-Q4	PE-100-8 - Physical Education	A	Trexler, K.	GYMKimberl
2	S2	CONCERT CHOIR-6-G2	MU-110-1 - Chorus	A	Freel, C.	CR/B60-A
3	S2	MA6-PD3-S2	MA-101-1 - Mathematics 6	A	Ryals, C.	Port6
4	S2	SO6-PD4-S2-S	SO-100-1 - Geography/World Cultur	A	Sandersen, E.	CR05
5	FY	Lunch6	6999 - Lunch	A	DeLuca, T.	

Sample County Schedule


Monday	Tuesday	Wednesday	Thursday	Friday
Period 1 Additional Synchronous Support 8:30 - 8:50	Period 2 Additional Synchronous Support 8:30 - 8:50	Asynchronous/Work Time Student Supports 8:30-3-15	Period 1 Additional Synchronous Support 8:30 - 8:50	Period 2 Additional Synchronous Support 8:30 - 8:50
Period 1 - Synchronous Class 9:00 - 9:45	Period 1 - Synchronous Class 9:00 - 9:45		Period 1 - Synchronous Class 9:00 - 9:45	Period 1 -- Synchronous Class 9:00 - 9:45
Period 2 - Synchronous Class 10:00 - 10:45	Period 2 - Synchronous Class 10:00 - 10:45		Period 2 - Synchronous Class 10:00 - 10:45	Period 2 - Synchronous Class 10:00 - 10:45
Synchronous Flex Time/ SEL 10:50 - 11:20	Lunch/Asynchronous Work Time/Student Supports 10:45-1:10		Lunch/Asynchronous Work Time/Student Supports 10:45-1:10	Lunch/Asynchronous Work Time/Student Supports 10:45-1:10
Lunch/Asynchronous Work Time/Student Supports 11:20-1:10				
Period 3 - Synchronous Class 1:10 - 1:55	Period 3 - Synchronous Class 1:10 - 1:55		Period 3 - Synchronous Class 1:10 - 1:55	Period 3 - Synchronous Class 1:10 - 1:55
Period 4 - Synchronous Class 2:10 - 2:55	Period 4 - Synchronous Class 2:10 - 2:55		Period 4 - Synchronous Class 2:10 - 2:55	Period 4 - Synchronous Class 2:10 - 2:55
Period 3 Additional Synchronous Support 2:55 - 3:15	Period 4 Additional Synchronous Support 2:55 - 3:15		Period 3 Additional Synchronous Support 2:55 - 3:15	Period 4 Additional Synchronous Support 2:55 - 3:15

Any questions
on your schedule
or Google Meet
codes?

Insert your question here




Students, write your response!




Pear Deck Interactive Slide
Do not remove this bar

EMMS Administration



**Ms. Doyle-Wetzelberger
(Ms. DW)
Assistant Principal**



**Mr. Gaylord
Principal**

Front Office Staff



Ms. Good
Teacher Secretary

Ms. Neilon
Teacher Secretary




Ms. Johnson (Ms. JJ)
Principal Secretary

GT teacher



Ms. Adelman



Students, draw anywhere on this slide!

Media Center



Mrs. Batelka
Media Specialist




Mrs. Monger
Media Assistant

Student Services




Ms. Schwaab
School Counselor
Last Name A-G




Ms. Dorval
School Psychologist



Ms. Linderman
Data Clerk



Ms. Owens
School Counselor
Last Name H-O



Ms. Burnett
School Counselor
Last Name P-Z



Ms. Schafer
Student Services Secretary



Students, draw anywhere on this slide!

7th Grade Staff

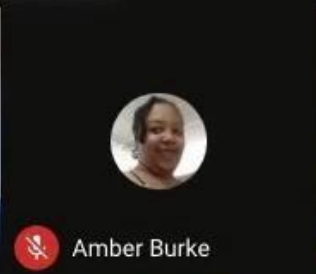
The image shows a Zoom meeting interface with 13 participants in a grid layout. The top right corner displays a grid icon, a participant count of 13, a message icon with a '3' notification, and the time 12:08 PM. The participants are arranged in three rows: the first row has five participants, the second row has four, and the third row has four. The bottom of the screen features a toolbar with icons for navigation, drawing, video, and a 'You' profile picture. At the bottom right, there are controls for 'Turn on captions' and 'Present now'.

Participant Name	Participant Name	Participant Name	Participant Name	Participant Name
Benjamin Denne	Brice Dawson	Charlene Linkous	Grace Burnett	Gregory Mushro
Heidi Maciulla	Mark Czapski	Michael Bracco	Mindy Ittenbach	Paul Klink
Rachel Hoffman	Sarah Brandt	Stephanie Coleman		

8th Grade Staff



Alycia Donati



Amber Burke



Benjamin Denne



Brian Donoughe



Cheryl Schuh



Christina Batelka



Cindy Waugh



Dana Riley



Deborah Eikenberg



Elizabeth Campbell V...



Elizabeth Redington



Karen Jacob



Laura Kemp



Lorraine Carmona



Matthew Gaieski



Meredith Long




Michael Keenan



Mindy Ittenbach



Karen Mathias has left the meeting



Closing Activity

One Word Activity

What do you want your teachers to know about you?

List one **+** (positive) quality or trait that you have!



Students, write your response!

Thank you for attending
New Student Orientation!

We are looking forward to
seeing you soon.

