



Welcome to Ellicott Mills Middle School

Parent Orientation
September 3, 2020

**Recording in
progress.**



**Please turn off your
camera & mute
your mic.**

**Love Me When I Am
Most Unlovable**

- Robert Ricken
1985

Today's Agenda

- EMMS Vision
- Who's who
- Success through Meaningful Communication
- Schedule
- Engagement and Support
- Follow-Up



Norms:

- Please make sure your microphone is on mute unless you are speaking.
- Please write down your questions. We will have a Q&A session at different points of the presentation.
- Try to participate in all activities so we can work together to support our students' success.

“Though I may not be here with you,
I urge you to answer the highest calling
of your heart and stand up
for what you truly believe.”

U.S. Congressman John R. Lewis

Our PD Focus for the Year

SELF FOCUS: Staff will more clearly understand our personal cultural identities.

STUDENT FOCUS: Staff will demonstrate a desire to learn about and appreciate our students' lived experiences.

INSTRUCTIONAL FOCUS: Staff will adapt our instructional practices to meet the needs of our diverse students and close opportunity gaps.

Pandemic and
Summer
Academic Slide

vs.

Emotional Care
and
Academic
Engagement




“My greatest hope is that we don't reach for normal, that we reach for better.”


-Michele Norris



Rachel Schwaab
A to G



Shanté
Owens-Young
H to O



Grace Burnett
P to Z



Ellicott Mills Middle School Counselors

Counselor Q&A Drop in Sessions for Parents

Tuesday, 9/8 ~ 9:30-10:15 and 2:00-2:45

Thursday, 9/10 ~ 9:30-10:15 and 2:00-2:45

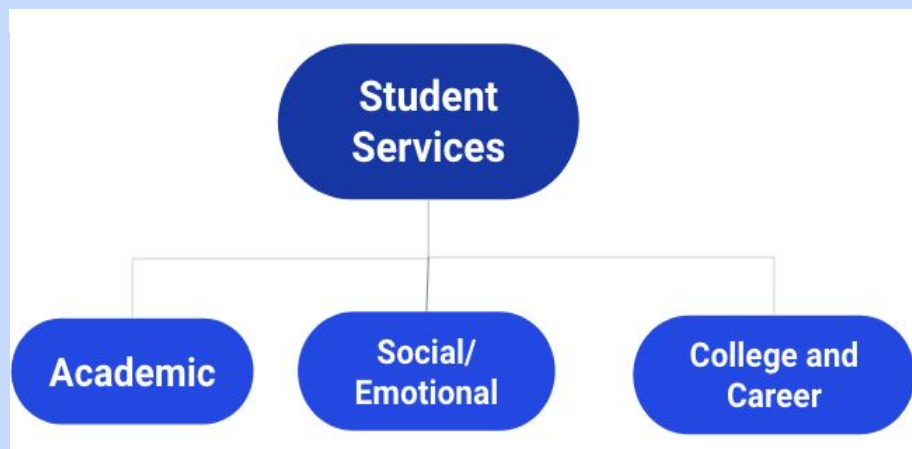
GoogleMeet Link: <https://meet.google.com/xit-nhfe-ukz>

Student Services Community Canvas Page

Academic Resources

COVID-19 Resources

Mental Health Resources



Rachel Schwaab (A-G)

rachel_schwaab@hcpss.org

Shanté Owens (H-O)

shante_owens-young@hcpss.org

Grace Burnett (P-Z)


grace_burnett@hcpss.org



**Jennifer Johnson -
Principals'
Secretary**



**Karen Good -
Teachers'
Secretary**



**Patty Neilon -
Teachers'
Secretary**



EMMS Front Office Secretaries

We are your EMMS Support Staff!



Mrs. Karen Good
karen_good@hcpss.org

Mrs. Patty Neilon
patricia_neilon@hcpss.org

We will be available through
a virtual lobby to assist
our EMMS Community.

WE CAN'T WAIT TO MEET YOU!

<https://meet.google.com/idg-fvqa-bft>

Email us or
Please visit us at
Monday-Friday

8:30-9:00

1:00-1:30

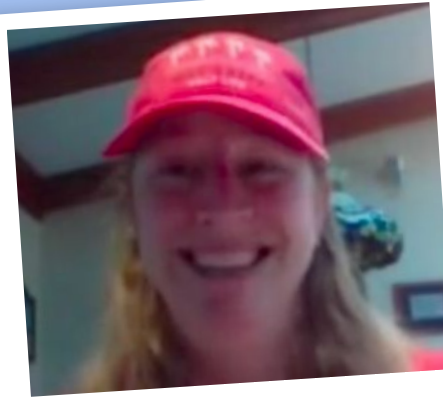
Ms. Linderman and Ms. Shafer will host live Google Meets daily for the first two weeks of school from: 8a-9a and 11a-12p

Use the link:

<https://meet.google.com/brh-rxhq-kmt>

Ms. Linderman is your Synergy Expert

Ms. Shafer is your Attendance and Records Guru!



Amy Linderman -
Data Clerk



Heather Shafer -
Secretary/Registrar



EMMS Student Service Personnel



Ms. Tina DeLuca
6th Grade



Ms. Charlene Linkous
7th Grade



Ms. Meredith Long
8th Grade



Ms. Jaimie Kiska
Related Arts



EMMS Team Leaders!



**Christy Batelka -
Media Specialist**



**Donna Monger -
Media Assistant**



EMMS Media Center Staff

Notes from the Media Center

Mrs. Christy Batelka, **our EMMS Media Specialist**, is happy to assist you and your student with any technology or media-related questions.

You can send her a Canvas message or email her at christina_batelka@hcpss.org

Media/Tech Office Hours

for Students & Guardians

Thurs., 9/3: 3 - 3:30

Fri., 9/4: 12 - 1

Google Meet Link:

<https://meet.google.com/fdw-ncyb-ezw>

Mrs. Batelka

Media Specialist

christina_batelka@hcpss.org



Students WILL have media orientation and a detailed online database training within the next month!

COMMUNICATION



AT THE MILL



Home

About ▾

News

Calendar

Our Staff

Services

Get Involved

HCPSS Resources ▾

School Resources



EMMS School Messenger & Website

School-Specific News & Resources

On Fridays, look for School
Messenger Updates from Mr.
Gaylord (should go directly to your
email inbox)

Follow EMMS on Social Media!



Twitter: @hcpss_emms



Instagram: hcpss_emms

#emms_pride #oneMilloneFamily

Coming Soon!



EMMS Facebook Page



Media Center
Instagram Page

EMMS Student Resources Course

On Canvas Dashboard

Media Resources,
Programming, & Events

Student Services Info

Ellicott Mills Middle School Student Resources



**ELLICOTT MILLS
MIDDLE SCHOOL**
STUDENT RESOURCE
COMMUNITY



[EMMS Media Center](#)



[EMMS Student Services](#)



**THIS RESOURCE IS UNDER
CONSTRUCTION & IS
BEING UPDATED DAILY
WITH NEW CONTENT.**

TECH SUPPORT



AT THE MILL

EMMS Family Technology Support Team

Team of EMMS staff ready to support a variety of needs

Please use the form posted in chat to submit tech needs (link also on EMMS website)

Please troubleshoot using Resources on hcpss.me first!

HCPSS.ME









Your one-stop shop!

Bookmark this if you haven't already!

Howard County Public School System

HCPSS Instructional Apps Update: Prior to the start of the school year, some applications and resources may not be available.

hcppss.me
Instructional Apps

 Canvas Learning Management	 Synergy Student Information
 G Suite Collaboration & Productivity	 Office 365 Collaboration & Productivity
 WeVideo Video Production	 MackinVIA eBooks & Databases
 Hi HC Library Digital Resources	 PAC HCPSS Media Center Catalog

Digital Citizenship Pledge
When using digital tools I pledge to do the following:

- **Respect myself and others**
civility • integrity • vigilance
- **Use the digital tools provided to educate myself and others**
collaborate • communicate
create • think critically
- **Protect myself and others**
passwords • privacy • copyright



Know Your Log-In Info!

HCPSS Connect (be sure
your Family File is updated)

Use the Forgot Password
button on hcpss.me

Complete Tech Support
Form if you need assistance!

**I can't see my child's
Canvas courses yet!**

These won't be visible to students
and parents until they are released
on Sat., 9/5.



DON'T WORRY!



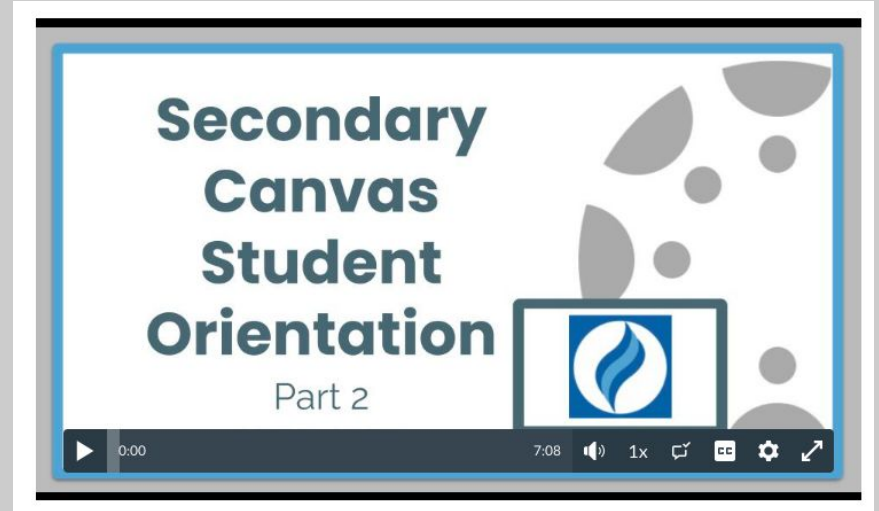
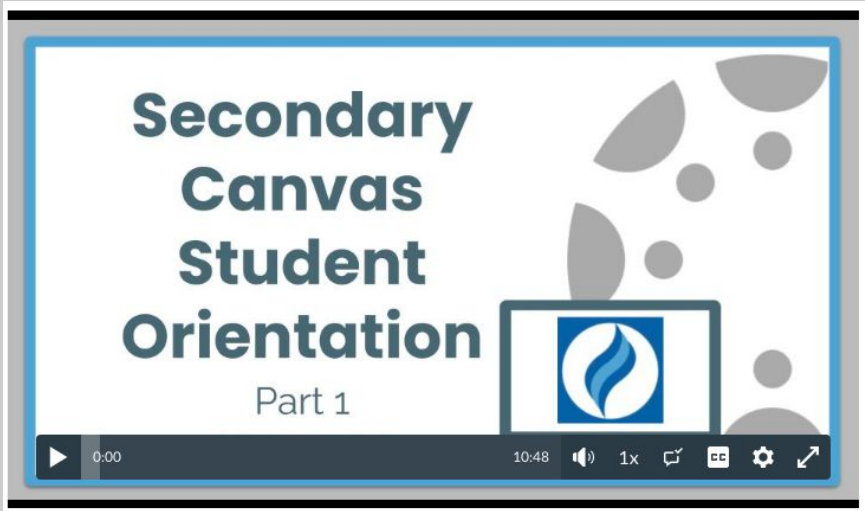
What can I do NOW?

Make sure you know your login & PW.


Make sure your child knows their login & PW (if in HCPSS last year, it's the same)


Work through [Canvas self-paced modules](#).


To learn how to use Canvas, check out our student orientation videos!





Canvas Terminology and Features:

 **Calendar** - Calendar is a global feature, meaning users can see all course assignments and events in one place. Calendars can be filtered by selecting or deselecting courses in the sidebar. Students can use the calendar to view their upcoming course events and assignments.

 **Assignment** - Assignments include Quizzes, graded Discussions, and online submissions (i.e. files, images, text, URLs, etc.). Assignments in Canvas can be used to challenge students' understanding and help assess competency by using a variety of media.

 **Quizzes** - Quizzes are a type of assignment that can be used to challenge student understanding and assess comprehension of course material.

 **Studio** - Canvas Studio is a communication tool that allows instructors and students to actively collaborate through video and audio media

 **Module** - Modules allow instructors to organize content to help control the flow of the course. Modules are used to organize course content by weeks, units, or a different organizational structure. Modules essentially create a one-directional linear flow of what students should do in a course.

 **Announcement** - Announcements allow instructors to communicate with students about course activities and post interesting course-related topics.



Decoding Virtual Learning

- **Synchronous**: Live lessons with a teacher
- **Synchronous Support**: Live, optional support help with a teacher
- **Asynchronous**: Recorded lessons or modules (activities) where students work independently.
- **Content**: Math, English Language Arts, Science, and Social Studies
- **Related Arts (RA)**: PE, Health, Music, PLTW, Art, Tech. Ed., F.A.C.S.,
- **WL**: World Languages (Spanish & French)
- **Performing Arts**: Choir, Band, Orchestra
- **Electives**: Careers, I&I, Digital Citizenship, 21st Century Learning
- **FLEX/SEL**: Social Emotional Learning

Weekly Schedule

Grades 6-12 Sample Student Schedule

Monday	Tuesday	Wednesday	Thursday	Friday
Period 1 Additional Synchronous Support 8:30 - 8:50	Period 2 Additional Synchronous Support 8:30 - 8:50	Asynchronous Work Time/ Student Supports 8:30-3:15	Period 1 Additional Synchronous Support 8:30 - 8:50	Period 2 Additional Synchronous Support 8:30 - 8:50
Period 1 - Synchronous Class 9:00 - 9:45	Period 1 - Synchronous Class 9:00 - 9:45		Period 1 - Synchronous Class 9:00 - 9:45	Period 1 - Synchronous Class 9:00 - 9:45
Period 2 - Synchronous Class 10:00 - 10:45	Period 2 - Synchronous Class 10:00 - 10:45		Period 2 - Synchronous Class 10:00 - 10:45	Period 2 - Synchronous Class 10:00 - 10:45
Synchronous Flex Time/SEL 10:50 - 11:20	Lunch/ Asynchronous Work Time/Student Supports 10:45-1:10		Lunch/ Asynchronous Work Time/Student Supports 10:45-1:10	Lunch/ Asynchronous Work Time/Student Supports 10:45-1:10
Lunch/ Asynchronous Work Time/Student Supports 11:20-1:10			Period 3 - Synchronous Class 1:10 - 1:55	Period 3 - Synchronous Class 1:10 - 1:55
Period 3 - Synchronous Class 1:10 - 1:55	Period 3 - Synchronous Class 1:10 - 1:55		Period 3 - Synchronous Class 1:10 - 1:55	Period 3 - Synchronous Class 1:10 - 1:55
Period 4 - Synchronous Class 2:10 - 2:55	Period 4 - Synchronous Class 2:10 - 2:55		Period 4 - Synchronous Class 2:10 - 2:55	Period 4 - Synchronous Class 2:10 - 2:55

Sample Student Schedule

Schedule Information

Per	Term	Section ID	Course	Meet Days	Teacher	Room
Q1						
1	Q1	ART6-PD1-Q1	VA-100-8 - Art	A	Kleinberger, M.	SciLab4
2	S1	SC6-PD2-S1	SC-100-1 - Science I	A	DeLuca, T.	SciLab2
3	S1	LA6-PD3-S1	LA-101-1 - English Language Arts (E	A	Swank, J.	CR03
4	Q1	StuSk6-PD4-Q1	MC-101-8 - 21st Century Learning	A	Rosenstein, D.	CR05
5	FY	Lunch6	6999 - Lunch	A	DeLuca, T.	
Q2						
1	Q2	TECH6-PD1-Q2	CT-100-8 - Technology Education	A	Wood, G.	TechLab
2	S1	SC6-PD2-S1	SC-100-1 - Science I	A	DeLuca, T.	SciLab2
3	S1	LA6-PD3-S1	LA-101-1 - English Language Arts (E	A	Swank, J.	CR03
4	Q2	C6-PD4-Q2	LA-161-8 - Expand & Explore Career	A	Clark, L.	CR04
5	FY	Lunch6	6999 - Lunch	A	DeLuca, T.	
Q3						
1	Q3	HE6-PD1-Q3-S	HE-100-8 - Health	A	Schuh, C.	HlthCR
2	S2	CONCERT CHOIR-6-G2	MU-110-1 - Chorus	A	Freel, C.	CR/B60-A
3	S2	MA6-PD3-S2	MA-101-1 - Mathematics 6	A	Ryals, C.	Port6
4	S2	SO6-PD4-S2-S	SO-100-1 - Geography/World Cultur	A	Sandersen, E.	CR05
5	FY	Lunch6	6999 - Lunch	A	DeLuca, T.	
Q4						
1	Q4	PE6-PD1-Q4	PE-100-8 - Physical Education	A	Trexler, K.	GYMKimberl
2	S2	CONCERT CHOIR-6-G2	MU-110-1 - Chorus	A	Freel, C.	CR/B60-A
3	S2	MA6-PD3-S2	MA-101-1 - Mathematics 6	A	Ryals, C.	Port6
4	S2	SO6-PD4-S2-S	SO-100-1 - Geography/World Cultur	A	Sandersen, E.	CR05
5	FY	Lunch6	6999 - Lunch	A	DeLuca, T.	

Middle School Development





How can I support my child?

- Set up a routine to prepare for the school day.
- Involve your child in creating a workspace.
- Use a checklist for focus.

How can I support my child?

- Become familiar with Canvas and other information resources and check them regularly.
- Set a time to review your child's Canvas todo list.
- Reach out to your child's teachers and his/her counselor.





- Hi! I'm Julie Jones,
your PTA President!

- Please Join!!! Board members and Casual Volunteers needed!
- Check us out on Facebook! Ellicott Mills Middle School PTA
- julie.o.jones@gmail.com

Video



Follow - Up

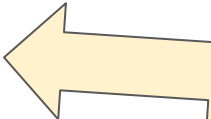
- Hcpss.me: Canvas Tutorials for students and parents
- Live Canvas Tech Support via Google Meet
 - Login Info:
 - <https://meet.google.com/fdw-ncyb-ezw>
 - Dial-in: (US) +1 316-413-3309 PIN: 540 841 751#

Thursday, 9/10

10 to 11 AM

2 to 3 PM

6 to 7 PM



**Focus on Canvas
Notifications,
Inbox, & Accessing
Grades**

Thursday, 9/17 - Back-to-School Night



BTSN!

Join us for our virtual
Back-to-School Night on
Thursday, September 17th.
More information to come.



Not All HEROES Wear Capes