




**Welcome to
Ellicott Mills
Middle School!**

FIRST DAY MUSTS

Limit
Distractions



Gather
Materials



Schedule
Breaks



* Recommended -
calculator, colored
pencils, glue,
scissors



Do you have any other ideas on how you can get ready for the first day of school?



Students, write your response!



Pear Deck

Pear Deck Interactive Slide
Do not remove this bar

WHERE TO FIND RESOURCES

hcpss.me

[Ellicott Mills Website](#)

[Ellicott Mills Middle School
Student Resource Course](#)

(access through your Canvas Dashboard)

- Student Services
- Media Center (Canvas & Technology help, databases, catalog, ebooks and audiobooks, etc.)



DIGITAL AGENDA BOOK

Can be found on the Grade Level Team Canvas Page under More Resources

- Access and time will be provided during Period 3 on Tuesday, September 8th
- Students will be prompted to make a copy
- May use to help organize themselves for this school year.

Notes from the Media Center

Mrs. Christy Batelka, **our EMMS Media Specialist**, is happy to assist you with any technology or media-related questions you have.

You can send her a Canvas message or email her at christina_batelka@hcpss.org.



Media/Tech Office Hours

for Students & Guardians

Thurs., 9/3: 3 - 3:30

Fri., 9/4: 12 - 1

Google Meet Link:

<https://meet.google.com/fdw-ncyb-ezw>

Mrs. Batelka

Media Specialist

christina_batelka@hcpss.org



You WILL have media orientation and a detailed online database training within the next month!

Do you know how to login into your Canvas Dashboard?



Keep going, I understand

Maybe but I could use a reminder.

I have no idea,



Students, drag the icon!



Canvas Student Tutorial

This are 2 quick videos of Canvas just so you know all of the things you can do. We will go over all of this again in school.

[Navigation of the Dashboard](#)(4:21)

[Calendar](#)(2:44)

What questions do you have about Canvas or anything else that was presented so far?



Students, write your response!

That's Me



Sample EMMS Schedule

Schedule Information						
Per	Term	Section ID	Course	Meet Days	Teacher	Room
Q1						
1	Q1	ART6-PD1-Q1	VA-100-8 - Art	A	Kleinberger, M.	SciLab4
2	S1	SC6-PD2-S1	SC-100-1 - Science I	A	DeLuca, T.	SciLab2
3	S1	LA6-PD3-S1	LA-101-1 - English Language Arts (E	A	Swank, J.	CR03
4	Q1	StuSk6-PD4-Q1	MC-101-8 - 21st Century Learning	A	Rosenstein, D.	CR05
5	FY	Lunch6	6999 - Lunch	A	DeLuca, T.	
Q2						
1	Q2	TECH6-PD1-Q2	CT-100-8 - Technology Education	A	Wood, G.	TechLab
2	S1	SC6-PD2-S1	SC-100-1 - Science I	A	DeLuca, T.	SciLab2
3	S1	LA6-PD3-S1	LA-101-1 - English Language Arts (E	A	Swank, J.	CR03
4	Q2	C6-PD4-Q2	LA-161-8 - Expand & Explore Career	A	Clark, L.	CR04
5	FY	Lunch6	6999 - Lunch	A	DeLuca, T.	
Q3						
1	Q3	HE6-PD1-Q3-S	HE-100-8 - Health	A	Schuh, C.	HlthCR
2	S2	CONCERT CHOIR-6-G2	MU-110-1 - Chorus	A	Freel, C.	CR/B60-A
3	S2	MA6-PD3-S2	MA-101-1 - Mathematics 6	A	Ryals, C.	Port6
4	S2	SO6-PD4-S2-S	SO-100-1 - Geography/World Cultur	A	Sandersen, E.	CR05
5	FY	Lunch6	6999 - Lunch	A	DeLuca, T.	
Q4						
1	Q4	PE6-PD1-Q4	PE-100-8 - Physical Education	A	Trexler, K.	GYMKimberl
2	S2	CONCERT CHOIR-6-G2	MU-110-1 - Chorus	A	Freel, C.	CR/B60-A
3	S2	MA6-PD3-S2	MA-101-1 - Mathematics 6	A	Ryals, C.	Port6
4	S2	SO6-PD4-S2-S	SO-100-1 - Geography/World Cultur	A	Sandersen, E.	CR05
5	FY	Lunch6	6999 - Lunch	A	DeLuca, T.	

Sample County Schedule

Monday	Tuesday	Wednesday	Thursday	Friday
Period 1 Additional Synchronous Support 8:30 - 8:50	Period 2 Additional Synchronous Support 8:30 - 8:50	Asynchronous/Work Time Student Supports 8:30-3-15	Period 1 Additional Synchronous Support 8:30 - 8:50	Period 2 Additional Synchronous Support 8:30 - 8:50
Period 1 - Synchronous Class 9:00 - 9:45	Period 1 - Synchronous Class 9:00 - 9:45		Period 1 - Synchronous Class 9:00 - 9:45	Period 1 - Synchronous Class 9:00 - 9:45
Period 2 - Synchronous Class 10:00 - 10:45	Period 2 - Synchronous Class 10:00 - 10:45		Period 2 - Synchronous Class 10:00 - 10:45	Period 2 - Synchronous Class 10:00 - 10:45
Synchronous Flex Time/ SEL 10:50 - 11:20	Lunch/Asynchronous Work Time/Student Supports 10:45-1:10		Lunch/Asynchronous Work Time/Student Supports 10:45-1:10	Lunch/Asynchronous Work Time/Student Supports 10:45-1:10
Lunch/Asynchronous Work Time/Student Supports 11:20-1:10				
Period 3 - Synchronous Class 1:10 - 1:55	Period 3 - Synchronous Class 1:10 - 1:55		Period 3 - Synchronous Class 1:10 - 1:55	Period 3 - Synchronous Class 1:10 - 1:55
Period 4 - Synchronous Class 2:10 - 2:55	Period 4 - Synchronous Class 2:10 - 2:55		Period 4 - Synchronous Class 2:10 - 2:55	Period 4 - Synchronous Class 2:10 - 2:55
Period 3 Additional Synchronous Support 2:55 - 3:15	Period 4 Additional Synchronous Support 2:55 - 3:15		Period 3 Additional Synchronous Support 2:55 - 3:15	Period 4 Additional Synchronous Support 2:55 - 3:15

SCHEDULE



How to get your schedules!

1. Go to hcpss.me
2. Select Synergy




3. Login in using your HCPSS username and password
4. Your Semester 1 schedule will be on the left hand side of the screen.

Any questions on your schedule?

Insert your question here




Students, write your response!




Pear Deck Interactive Slide
Do not remove this bar

EMMS Administration



**Ms. Doyle-Wetzelberger
(Ms. DW)
Assistant Principal**



**Mr. Gaylord
Principal**

21st Century Learning



Mr. Bracco



Ms. Dumm



Mr. Rosenstein



Ms. Scopelliti



Ms. Swank




Ms. White



Students, draw anywhere on this slide!

Pear Deck Interactive Slide
Do not remove this bar

Art teachers



Ms. Kleinberger



Students, draw anywhere on this slide!

Band/Chorus/Music/Orchestra /Strings teachers



Mr. Burns
Instrumental/General Music



Mr. Denne
Orchestra



Ms. Dumm
General Music



Ms. Freel
Chorus



Ms. Sobel Instrumental/General Music

Pear Deck Interactive Slide
Do not remove this bar

Students, draw anywhere on this slide!

Expand & Explore Careers teachers



Ms. Clark



Mr. Czapski
Careers and Digital Citizenship




Realestate



Construction



Education



Barcking



Politics



Mining



Ms. VanNoy



Students, draw anywhere on this slide!

ELA teachers



Ms. Kovens



Ms. Swank



Students, draw anywhere on this slide!

Front Office Staff




Ms. Good
Teacher Secretary

Ms. Neilon
Teacher Secretary



Ms. Johnson (Ms. JJ)
Principal Secretary

Geography teachers



Mr. Rosenstein



Ms. Sandersen




Students, draw anywhere on this slide!

GT teacher




Ms. Adelman



Students, draw anywhere on this slide!

Health teachers



Ms. Crawford



Mr. Gaieski




Ms. Schuh





Students, draw anywhere on this slide!

Pear Deck Interactive Slide
Do not remove this bar


Math Teachers



Ms. Ryals



Ms. Ebron
*Long term sub for
Ms. Ryals.*



Ms. Scopelliti

Ms. Spanier



Students, draw anywhere on this slide!

Media Center



Mrs. Batelka
Media Specialist



Mrs. Monger
Media Assistant

PE teachers



Ms. Kiska




Ms. Trexler



Students, draw anywhere on this slide!

Pear Deck Interactive Slide
Do not remove this bar


Reading teachers



Ms. Maciulla



Ms. Ittenbach



Students, draw anywhere on this slide!

Science teachers



Ms. DeLuca
6th grade Team Leader



Ms. White



Students, draw anywhere on this slide!

Special Education teachers



Ms. Mockapetris



Ms. Richardson



Ms. Song




Students, draw anywhere on this slide!

Student Services




Ms. Schwaab
School Counselor
Last Name A-G




Ms. Dorval
School Psychologist



Ms. Linderman
Data Clerk



Ms. Owens
School Counselor
Last Name H-O



Ms. Burnett
School Counselor
Last Name P-Z



Ms. Schafer
Student Services Secretary



Students, draw anywhere on this slide!

Technology teachers



Mr. Wood



Students, draw anywhere on this slide!

Pear Deck Interactive Slide
Do not remove this bar

Closing Activity

One Word Activity

In one word, what *positive* quality or trait do you have that you would want your teachers to know?

Type your **+** positive quality or trait that you have in the chat!

Thank you for attending
New Student Orientation!

We are looking forward
to seeing you soon.

